

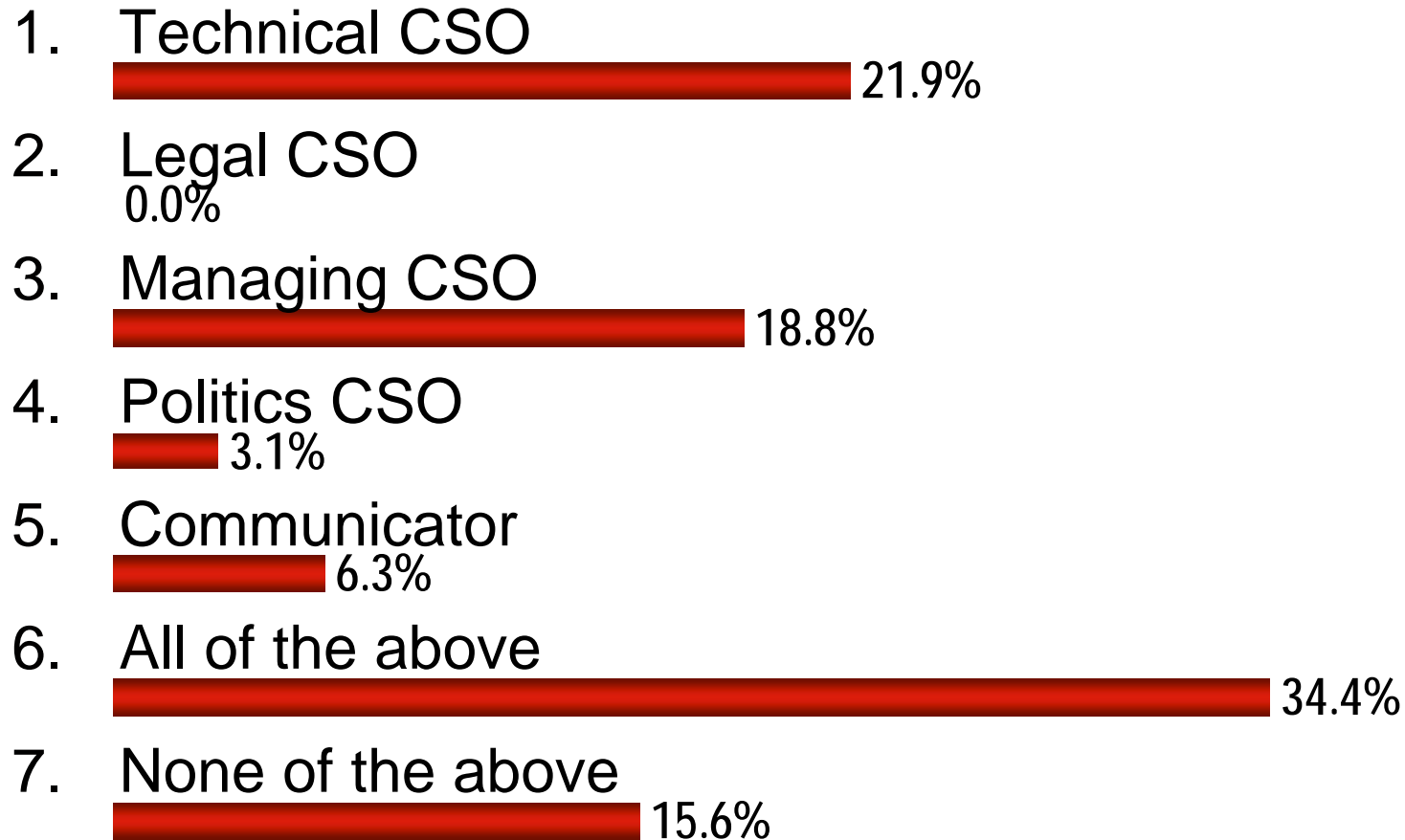


CSO Interchange London

May 10th, 2010

London

Q1. You see yourself more as a:



Q2. Your approach to security comes from:

1. Risk management



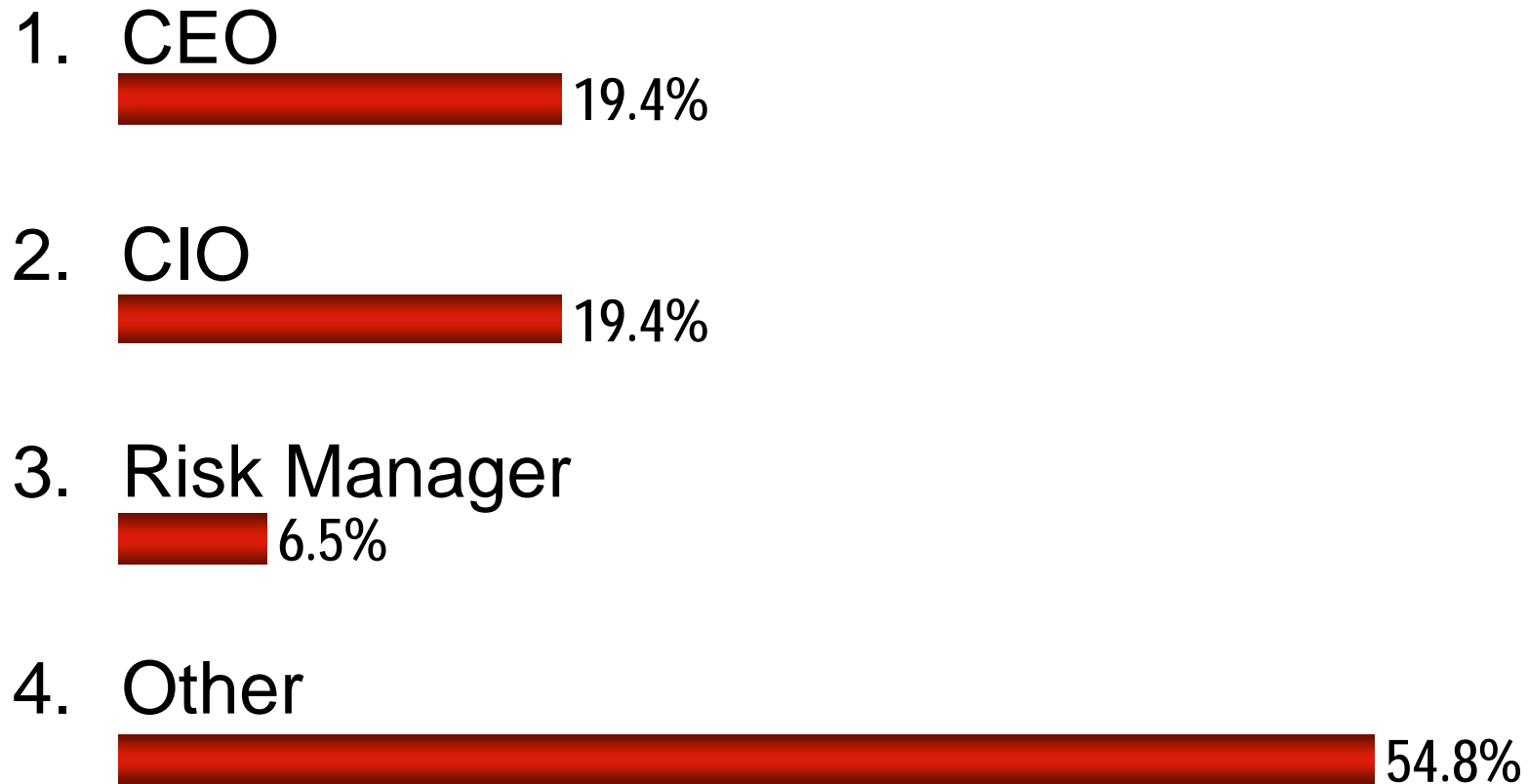
2. Your own experience









3. “Generic” industry good practices



Q3. You report to the:




Q4. Your working relationships with the IT department are:

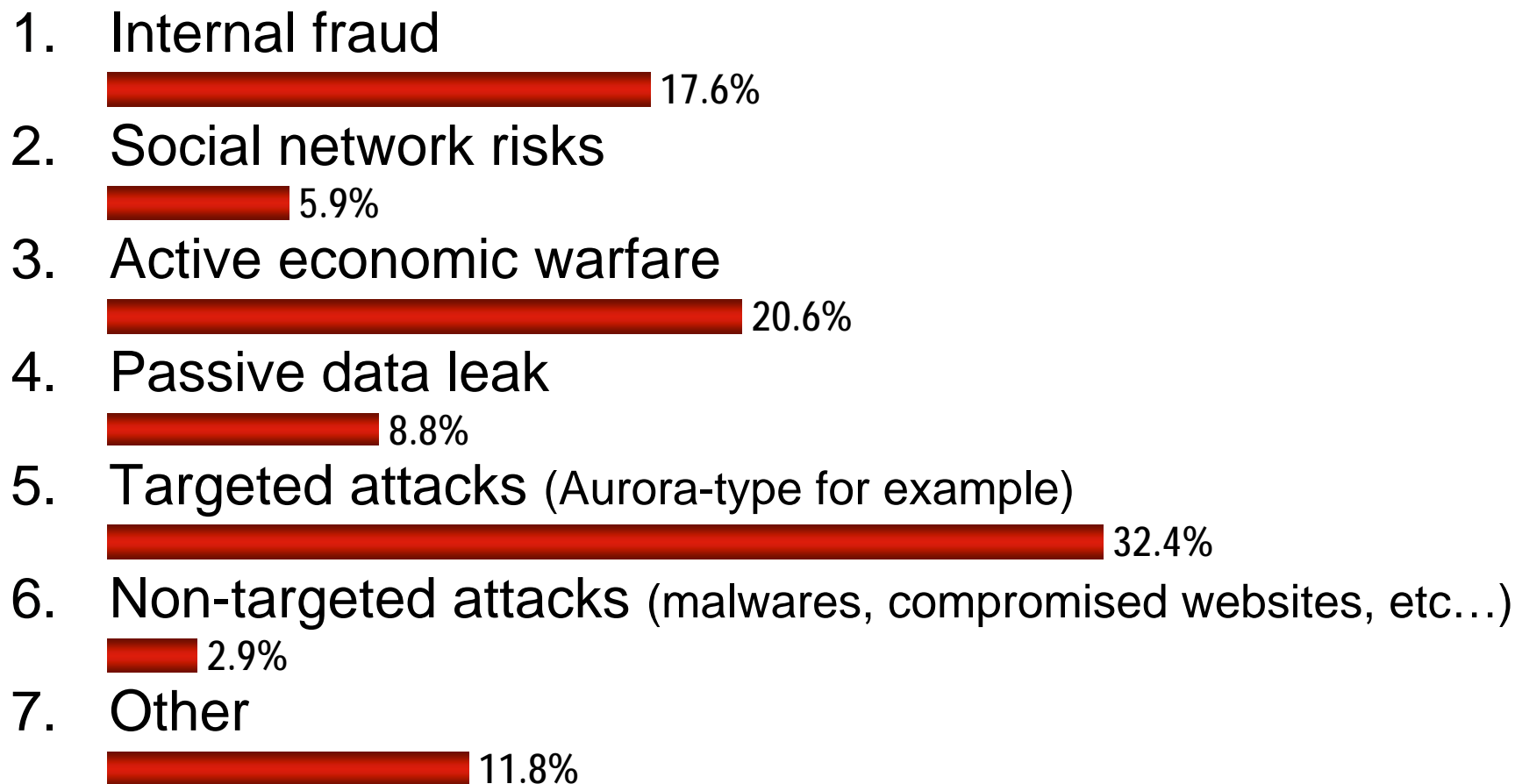
1. Excellent (we work as a team)
 12.9%
2. Good (we do collaborate when it's necessary)
 45.2%
3. Neutral
 22.6%
4. Bad (we see each other as a hindrance)
 6.5%
5. Very bad (it's a person / service war)
 3.2%
6. Other (it's complicated; I also am the CIO manager, etc...)
 9.7%



Q9. Which threat seems to you the most over-rated?



Q10. Which threat seems to you the least visible (and that should be more exposed)?



Q11. You see GRC (Governance, Risk and Compliance) as:

1. A fashion



2. A useful tool



3. I don't know what GRC is



Q12. You see centralizing your data through a Cloud Computing solution as:

1. A risk (putting all eggs in one basket)

30.3%

2. An opportunity (simpler access control and classification)

69.7%



Q13. Your plan to better manage security in 2010 involves: – rank your answers by priority

1. Better manage existing solutions
2. Have less third-party providers
3. Put extra pressure on existing third-party providers to lower prices
4. Justify expenses in order to keep existing budgets next year
5. Nothing of the above

**Enter ALL your choices in order of importance and
then press SEND**

**If you wish to correct your choices press DEL
and re enter**



Ranked Results




Points

Item

111	1. Better manage existing solutions
104	4. Justify expenses in order to keep existing budgets next year
78	3. Put extra pressure on existing third-party providers to lower prices
64	2. Have less third-party providers
36	5. Nothing of the above



Q14. You feel that 2010 will be:

1. Less comfortable than 2009 (doing more with less budget / team / projects)
 34.4%
2. More comfortable than 2009 (better budgets, reinforced teams, no huge project)
 37.5%
3. Just about the same as 2009
 28.1%



Do you have a data classification scheme that is...

